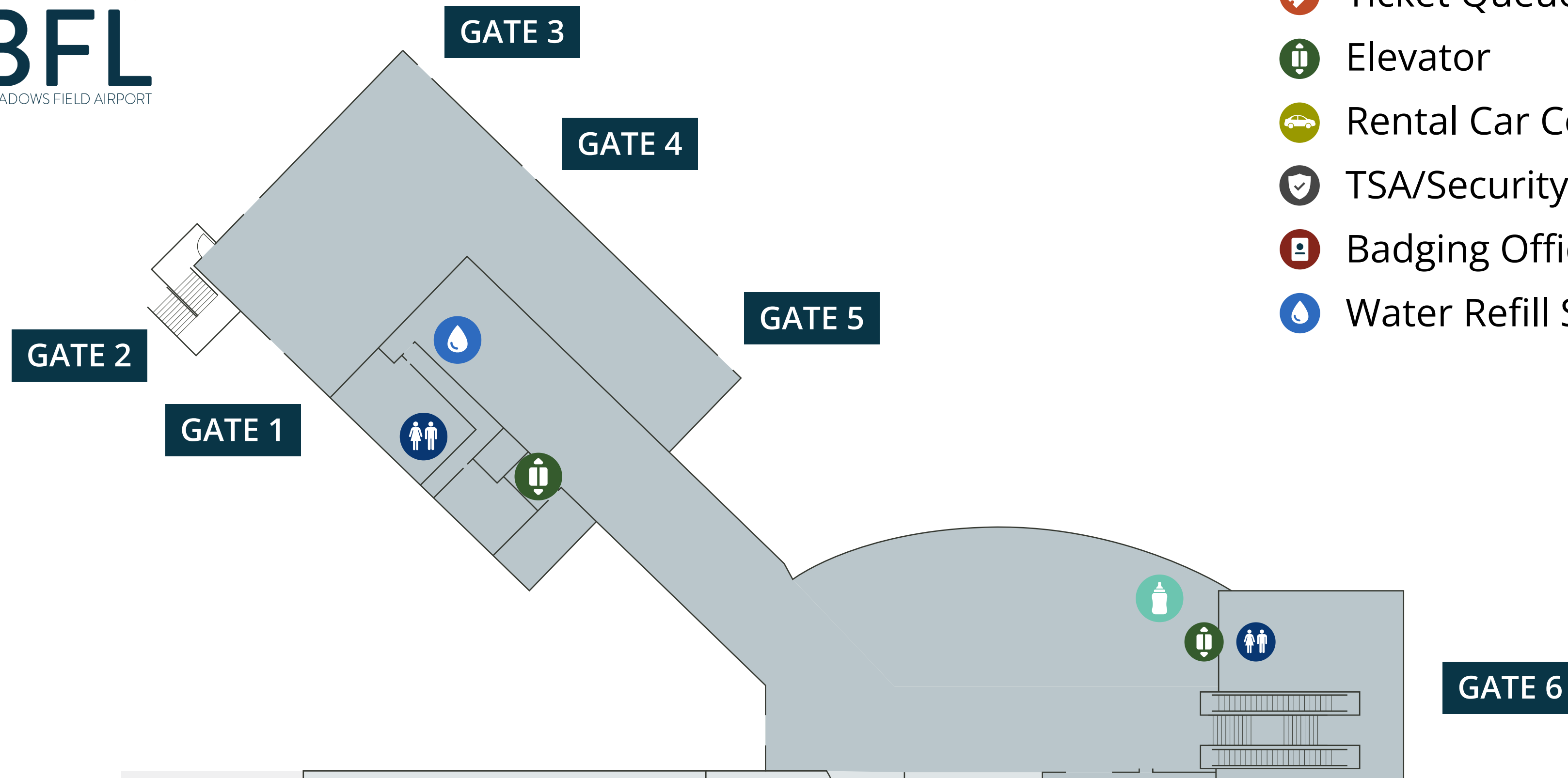




BFL
MEADOWS FIELD AIRPORT

- Restrooms
- Ticket Queue
- Elevator
- Rental Car Counters
- TSA/Security Checkpoint
- Badging Office
- Water Refill Station
- Mamava Nursing Pod
- Baggage Claim
- Rideshare Area
- Airline Counters
- Concession
- Display Area

- Pre-Security Areas
- Post-Security Areas

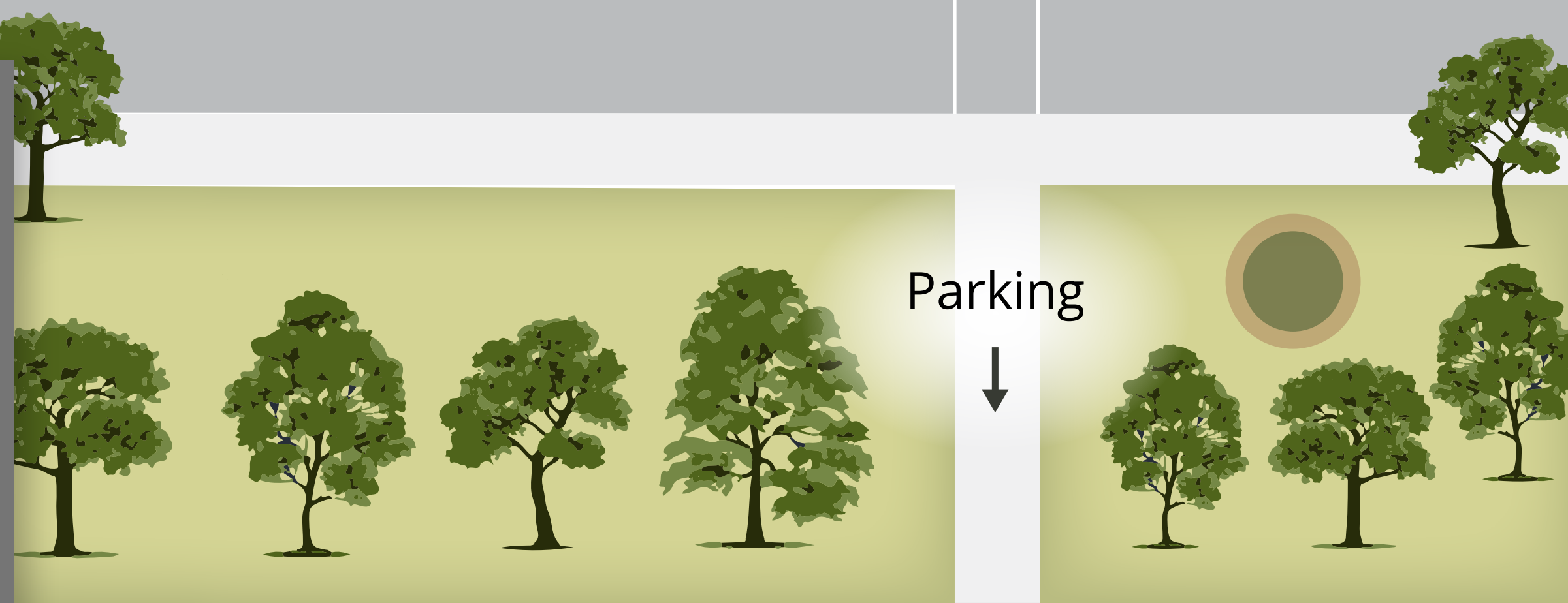
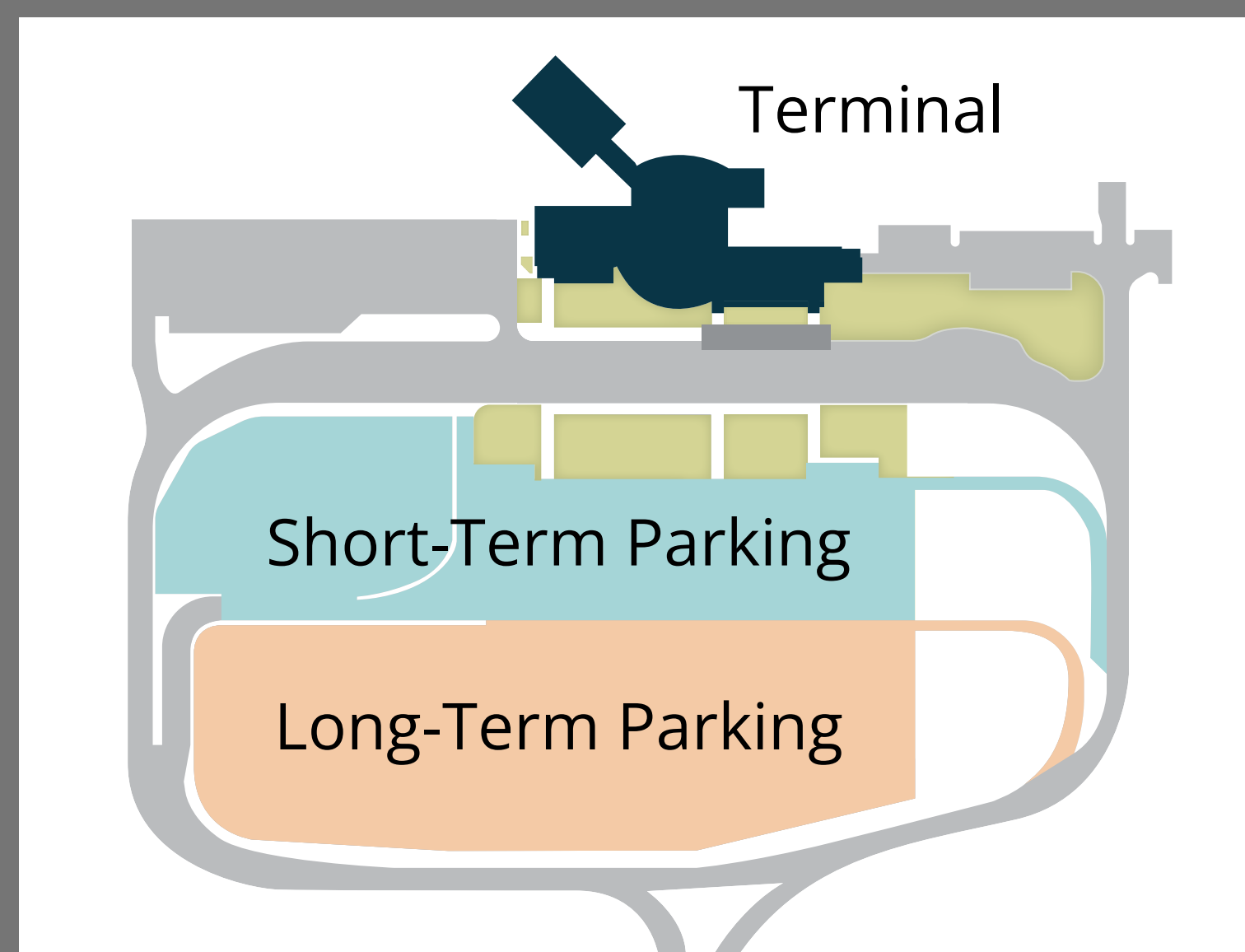


Rental Car
Return

Rideshare Area

Pick Up / Drop Off

PARKING MAP



Short-Term Parking

[View detailed map description](#)

TERMINAL MAP DESCRIPTION

Overview: BFL Meadows Field Airport has a single-level terminal with six gates. The terminal is oriented with gates to the north and parking to the south.

Entering the Terminal: Passengers enter from the south side through the main entrance near the Pick Up/Drop Off zone. Just inside the entrance are the airline counters (right side) and rental car counters (left side). Restrooms are located in the center of the main terminal area.

Security and Post-Security Areas: The TSA security checkpoint is located in the center of the terminal, north of the main lobby. After clearing security, passengers enter the post-security concourse. Amenities in the post-security area include restrooms, a water refill station, a Mamava nursing pod, and concessions.

Gate Locations: Gates 1 through 5 are clustered together in the northwest wing of the terminal, accessed via a corridor extending from the main post-security area. Gate 6 is located separately in the northeast section of the post-security area.

Baggage Claim: Baggage claim is located in the pre-security area on the east side of the main terminal.

Ground Transportation: The rideshare pickup area is located outside the terminal to the southwest, near the rental car return. The Pick Up/Drop Off lane runs along the south side of the terminal.

Parking: Short-term parking is located directly south of the terminal, closest to the entrance. Long-term parking is located further south, beyond the short-term lot.



[Back to Map](#)